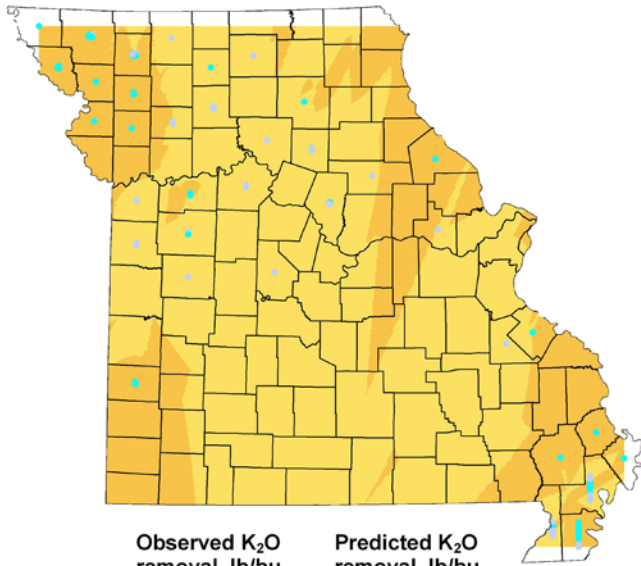
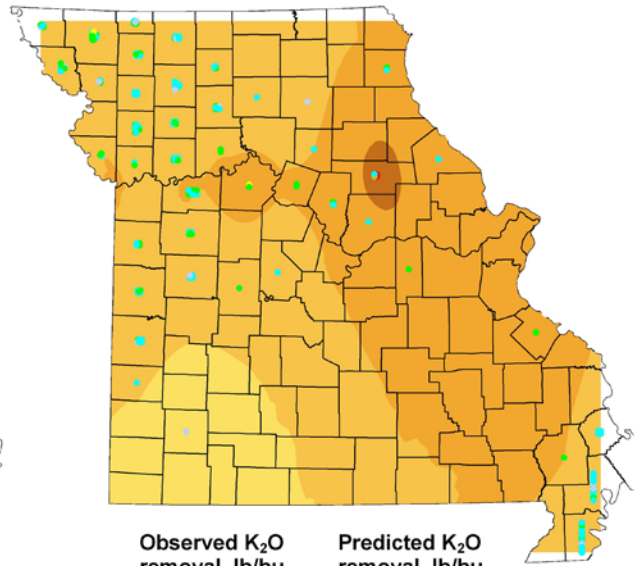


Soybean 2006 Potash Removal Map



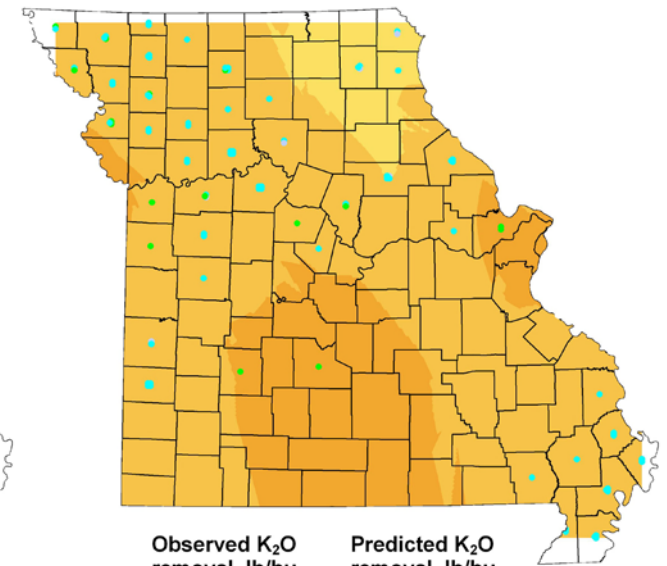
Observed K₂O removal, lb/bu	Predicted K₂O removal, lb/bu
● < 1.0	■ < 1.0
● 1.0 - 1.2	■ 1.0 - 1.2

Soybean 2007 Potash Removal Map



Observed K₂O removal, lb/bu	Predicted K₂O removal, lb/bu
● < 1.0	■ < 1.0
● 1.0 - 1.2	■ 1.0 - 1.2
● 1.2 - 1.4	■ 1.2 - 1.4
● 1.4 - 1.6	■ 1.4 - 1.6
● 1.6 - 1.8	■ 1.6 - 1.8
● > 1.8	■ > 1.8

Soybean 2008 Potash Removal Map



Observed K₂O removal, lb/bu	Predicted K₂O removal, lb/bu
● < 1.0	■ < 1.0
● 1.0 - 1.2	■ 1.0 - 1.2
● 1.2 - 1.4	■ 1.2 - 1.4

The National Research Council feed value of 1.3 is shown in this color: Observed – ● Predicted – ■